

# REVIEW 2



## 1 Listen and tick.

- a 
b 
c
- a 
b 
c
- a 
b 
c
- a 
b 
c

## 2 Read and circle.

Hi. My name is Peter. I study at Oxford Primary School. It is in Oxford Street, London. I go to school from Monday to Friday. At school, I have English, Maths, Science, Music, Art, PE and IT. Music is my favourite subject.

It was Saturday yesterday. I was at home. In the morning, I played games with my friends on the Internet. In the afternoon, I played football. In the evening, I watched TV. I went to bed early.

- Peter studies at \_\_\_\_\_ School.
  - Oxford Primary
  - Oxford
  - London
- His favourite subject is \_\_\_\_\_.
  - Maths
  - Music
  - Science
- Yesterday morning, he \_\_\_\_\_ with his friends on the Internet.
  - played games
  - chatted
  - watched a video
- Yesterday evening, he \_\_\_\_\_.
  - played football
  - listened to music
  - watched TV

## Objectives

By the end of this unit, pupils can

- listen and identify specific information related to the theme *Me and my school*.
- read and identify specific information related to the theme *Me and my school*.
- describe pictures.
- read, listen to and understand a short story.

### 1. Listen and tick.

- Tell pupils that they are going to listen to four dialogues and tick the correct pictures.
- Give pupils a few seconds to look at the pictures. Check comprehension and elicit information about the pictures and give feedback. Ask questions such as *What can you see in the pictures? What are the dates? What are the school subjects? What is he doing?*
- Play the recording three times for pupils to listen, do the task and check their answers.
- Get pupils to swap and check their answers before checking as a class. Explain the answers and give further support to pupils who got more than half of the answers wrong.

**Key:** 1 c 2 b 3 a 4 b

#### Audio script

- 1. Quan:** What's the name of your school, Daisy?  
**Daisy:** Nguyen Trai Primary School.  
**Quan:** Where is it?  
**Daisy:** It's in Nguyen Trai Street.
- 2. Miss Hien:** Hello, class.  
**Class:** Hello, Miss Hien.  
**Miss Hien:** What day is it today?  
**Class:** It's Thursday.  
**Miss Hien:** That's right! Let's start our lesson.
- 3. Mai:** What day is it today, Nam?  
**Nam:** It's Tuesday.  
**Mai:** What subjects do you have today?  
**Nam:** I have Maths, Music and English.
- 4. Quan:** Where's Nam?  
**Mai:** He's in the classroom.  
**Quan:** What's he doing?  
**Mai:** I think he's reading a book.

### 2. Read and circle.

- Tell pupils that they are going to read the text and circle the correct answers. Give pupils a few seconds to read the text in silence. Check comprehension and give feedback.
- Give them time to do the task.
- Do choral and individual repetition of the text. If time allows, ask them further questions about the text (e.g. *Does Peter study Science at school? What day was it yesterday? Did he go to school? What did he do yesterday morning/afternoon?*)

**Key:** 1 a 2 b 3 a 4 c

**3** Read and match. 🧐 📖

1. What do you like doing?

2. What subjects do you have today?

3. When do you have Music?

4. Where were you yesterday?

5. What did you do?

a. I have it on Mondays.

b. I was at home.

c. I watched TV and played badminton.

d. I like reading.

e. I have Vietnamese, Maths and English.

**4** Look and write. 🧐 📖



1. A: Where is the school?

B: \_\_\_\_\_.



2. A: What subjects do you have today?

B: \_\_\_\_\_.



3. A: What are they doing?

B: He's \_\_\_\_\_.

She's \_\_\_\_\_.



4. A: Where were they yesterday?

B: \_\_\_\_\_.

A: What did they do?

B: \_\_\_\_\_.

**5** Let's write. 📖



It's break time at school and the pupils are doing different things. A girl is (1) \_\_\_\_\_.

Some boys are (2) \_\_\_\_\_ in the classroom.

Some girls are (3) \_\_\_\_\_ in the playground.

Our teacher is in her office. She is (4) \_\_\_\_\_.



### 3. Read and match.

- Tell pupils that they are going to read and match the questions on the left with the answers on the right by drawing a line between them. Give pupils a few seconds to read the questions and answers in silence. Check comprehension and give feedback.
- Give them time to do the task.
- Get pupils to swap and check their answers before checking as a class. If time allows, ask pupils to work in pairs and ask each other the five questions. They should answer the questions using facts about themselves.

**Key:** 1 d 2 e 3 a 4 b 5 c

### 4. Look and write.

- Tell pupils that they are going to look at the pictures and questions and write the answers. Give pupils a few seconds to read the questions in silence. Check comprehension and give feedback.
- Give them time to do the task individually.
- Get pupils to swap and check their answers before checking as a class.
- Invite open pairs to do the dialogues.

**Key:** 1 It's in Binh Minh Village.  
2 I/We have English, Science, Vietnamese and Maths.  
3 He's playing basketball. She's listening to music.  
4 They were on the beach. They played football.

### 5. Let's write.

- Tell pupils that they are going to read the incomplete text and fill the gaps.
- Give pupils a few seconds to look at the pictures and read the text in silence. Check comprehension and elicit the words to fill the gaps.
- Give them time to do the task.
- Get pupils to swap and check their answers before checking as a class. If there is enough time, ask pupils to suggest what else they can do at break time and rewrite the paragraph (e.g. *It's break time at school and pupils are doing different things. A boy is eating a sandwich. Some girls are studying in the library. Some boys are playing basketball. Our teacher is in the playground. He is talking to some pupils.*)

**Key:** 1 listening to music  
2 playing chess  
3 skipping rope  
4 reading a book

# Short story Cat and Mouse 2

1 Read and listen to the story. 🗣️ 🎧



## 1. Read and listen to the story.

- Tell pupils that they are going to read and listen to the story. After they have read the story, ask them some questions (e.g. *Who is Mary? What can she do? What game are the cats playing at Maurice's birthday party?*)
- Play the recording and let pupils read and listen to the story.

### Audio script

*Miu:* What day is it today?

*Chit:* It's Monday.

*Miu:* And what's the date?

*Mary:* It's the fifth of October.

*Miu:* Oh! It's Maurice's birthday today!

*Chit:* Is he having a party?

*Miu:* Yes, he is!

*(Knock! Knock!)*

*Miu:* Happy birthday, Maurice!

*Maurice:* Thank you.

*Chit:* Maurice, this is my cousin Mary.  
She comes from America and she can play the guitar.

*Maurice:* Nice to meet you, Mary. Come in!

*Miu:* What are they doing?


*Maurice:* They're playing a game.

*Mary:* What game is it?

*Maurice:* Blind Man's Bluff.

*Cats:* Look, everyone!  
Here's Maurice's cake!

*Miu, Chit  
and Mary:* Happy Birthday, Maurice!

**2** Complete the conversation. 

Miu: What (1) \_\_\_\_\_ is it today?

Chit: It's (2) \_\_\_\_\_.

Miu: And what's the (3) \_\_\_\_\_?


Mary: It's the (4) \_\_\_\_\_ of October.

Miu: Oh! It's Maurice's (5) \_\_\_\_\_ today!

Chit: Is he (6) \_\_\_\_\_?


Miu: Yes, he is!



**3** Work in pairs. Answer these questions. 

1. Whose birthday is it today?
2. What colour is Mary's guitar case?
3. What game are the cats playing?
4. How many cats are playing the game?
5. How old is Maurice today?



**4** Write the correct answers to Activity 3. 

1. It's Chit's birthday today.  
*No it isn't. It's Maurice's birthday today* \_\_\_\_\_.
2. Mary's guitar case is blue.  
\_\_\_\_\_.
3. They're playing Bingo.  
\_\_\_\_\_.
4. Three cats are playing the game.  
\_\_\_\_\_.
5. He is seven.  
\_\_\_\_\_.



## 2. Complete the conversation.

- Tell pupils that they are going to read the conversation and fill the gaps.
- Give pupils a few seconds to read the text in silence. Check comprehension and elicit the words to fill the gaps.
- Give them time to do the task.
- Get pupils to swap and check their answers before checking as a class.

**Key:** 1 day 2 Monday 3 date 4 fifth 5 birthday 6 having a party

### Audio script

*Miu:* What day is it today?  
*Chit:* It's Monday.  
*Miu:* And what's the date?  
*Mary:* It's the fifth of October.  
*Miu:* Oh! It's Maurice's birthday today!  
*Chit:* Is he having a party?  
*Miu:* Yes, he is!

## 3. Work in pairs. Answer these questions.

- Tell pupils that they are going to read and answer the questions.
- Give pupils a few seconds to look at the story again, then read the questions and answer them in pairs. Check comprehension and give feedback.
- Give them time to do the task.
- Invite pairs to say the answers aloud. Encourage them to use complete sentences.

**Key:** 1 It's Maurice's birthday today. 2 It's red.  
3 They're playing Blind Man's Bluff. 4 Four cats are playing the game.  
5 He's five (years old).

## 4. Write the correct answers to Activity 3.

- Tell pupils that the five statements are the answers to the questions in Activity 3 but they are wrong, and that they should correct them.
- Give them a few seconds to read the first correct answer as an example, then read the rest of the statements and ask pupils to correct them. Ask them further questions to help them, if necessary (e.g. *Are three cats playing the game? Are there three cats, or are there more than three?*) Check comprehension and give feedback.
- Give them time to do the task.
- Get pupils to swap and check their answers before checking as a class.

**Key:** 2 No, it isn't. It's red.  
3 No, they aren't. They're playing Blind Man's Bluff.  
4 No, four cats are playing the game.  
5 No, he isn't. He's five (years old).