

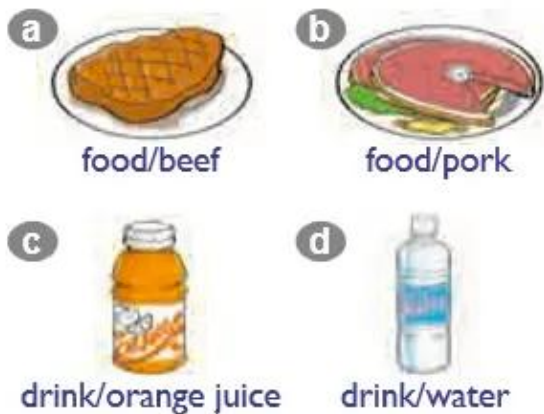

## Lesson 1

1 Look, listen and repeat. 🗣️ 👂 🗣️



2 Point and say. 🗣️ 😊

What's your favourite \_\_\_\_\_ ?



Work in pairs. Ask your partners about their favourite food and drink. 😊

## Objectives

By the end of this unit, pupils can

- use the words and phrases related to the topic *Food and Drinks*.
- ask and answer questions about favourite food and drink, using *What's your favourite food/drink? It's ...*
- offer someone food or drinks and accept/decline someone's offer, using *Would you like some ...? Yes, please./No, thanks.*
- pronounce the sounds of the letters **f** and **sh** in the words *beef, leaf* and *fish, dish* respectively.

**Warm-up:** Spend a few minutes revising the previous lesson by asking the class to sing the song *My family* and clap their hands.

### 1. Look, listen and repeat.

- Tell pupils that they are going to read a story in which pupils ask and answer questions about their favourite food and drink, using *What's your favourite food/drink? It's ...*
- Have them look at the four pictures and discuss with them the context in which the language is used. Ask questions such as *Who are they? Where are they?* and *What are they saying?* (Tom and Mai are in the canteen. In Picture a, Tom asks Mai about her favourite food, using *What's your favourite food?*, and Mai answers *It's fish*. In Picture b, Mai asks about Tom's favourite food, using *How about you?* In Pictures c and d, they continue to ask each other about their favourite drink.) Check comprehension.
- Play the recording more than once, if necessary, for pupils to listen and repeat. Do choral and individual repetition, pointing to the characters speaking.
- Play the recording again for pupils to listen and repeat.

### 2. Point and say.

- Tell pupils that they are going to practise asking and answering questions about their favourite food and drink, using *What's your favourite food/drink? It's ...* Have pupils look at the bubbles to understand how the language is used.
- Point to Picture a and have pupils repeat the name of the food (*beef*) under the picture. Do choral and individual repetition. Then tell them to practise asking and answering about the food in pairs: *What's your favourite food? It's beef*. Point to Picture c and have pupils repeat the name of the drink (*orange juice*) under the picture. Then tell pupils to ask *What's your favourite drink?* and answer *It's orange juice*.
- Get pupils to work in pairs. Go around and offer help, if necessary.

### Work in pairs. Ask your partners about their favourite food and drink.

- Tell pupils that they are going to practise asking and answering questions about their favourite food and drink, using *What's your favourite food/drink? It's ...*
- Ask them to work in pairs. Set a time limit for the activity.
- Call some pairs to practise in front of the class.



**3** Listen and tick.  

1. What's his favourite food?



a



b



c

2. What's his favourite drink?



a



b



c

3. What is her favourite food and drink?





a



b



c

**4** Look and write.  

A: What's his favourite food?

B: \_\_\_\_\_



A: What's her favourite drink?

B: \_\_\_\_\_



A: What's his favourite food and drink?

B: \_\_\_\_\_



**5** Let's sing. 



**My favourite food and drink**

What's your favourite food? What's your favourite food?

Hey ho, hey ho, my favourite food is beef.

What's your favourite drink? What's your favourite drink?

Hey ho, hey ho, my favourite drink is milk.

Beef and milk, beef and milk.

Hey ho, hey ho, they're my favourite food and drink.

**Warm-up:** Spend a few minutes revising the previous lesson. Call a few pairs to the front of the class to ask and answer the question *What's your favourite food/drink?*

### 3. Listen and tick.

- Tell pupils that they are going to listen to three dialogues about some children's favourite food and drink and tick the correct pictures.
- Have them look at the pictures to identify the food and drink (1a. Chicken. 1b. Fish. 1c. Beef. 2a. Milk. 2b. Apple juice. 2c. Orange juice. 3a. Chicken and orange juice. 3b. Chicken and milk, 3c. Beef and water.) Check understanding.
- Play the recording more than once, if necessary. Ask pupils to listen to the recording and tick the correct pictures. Tell them to focus on the food and drink.
- Get pupils to swap their answers before you check as a class. Monitor the activity and offer help, if necessary.

**Key:** 1 b 2 c 3 a

#### Audio script

1. A: What's your favourite food?  
B: It's fish.  
A: Sorry?  
B: Fish is my favourite food.

2. A: What's your favourite drink?  
B: It's orange juice.  
A: Orange juice?  
B: Yes.

3. A: What's your favourite food and drink?  
B: Chicken and orange juice.  
A: Chicken and ...what?  
B: Chicken and orange juice.  
A: Oh, I see.

### 4. Look and write.

- Tell pupils that they are going to write the answers to the questions about favourite food and drink suggested in the pictures.
- Give them a few seconds to look at the pictures. Ask them to read the question next to each picture and write the answer. If necessary, get pupils to work in pairs.
- Give pupils time to do the task independently. Go around and offer help, if necessary.
- Get them to swap their answers before checking as a class. If there is enough time, invite some pupils to read aloud the answers.

**Key:** 1 It's chicken 2 It's orange juice 3 It's fish and water


### 5. Let's sing.

- Tell the class that they are going to sing the song *My favourite food and drink*. Teach the song, following the procedure in *Teaching the unit components in Introduction*.
- Have pupils read each line of the lyrics aloud. Do choral and individual repetition and check comprehension.
- Play the recording all the way through. Ask pupils to do choral and individual repetition of the song line by line.
- When pupils are familiar with the tune, ask a group of four to come to the front of the class. Each of them sings one line of the song. Then the class sings the song together and claps hands.





# Lesson 2

## 1 Look, listen and repeat.



## 2 Point and say.

Would you like some \_\_\_\_\_ ?



## 3 Let's talk.

- What's your favourite food/drink?
- Would you like some \_\_\_\_\_ ?

**Warm-up:** Spend a few minutes revising the previous lesson. Ask some pupils to go to the front of the class to sing the song *My favourite food and drink*. Have the class clap hands.

### 1. Look, listen and repeat.

- Tell the class that they are going to read a story in which the characters offer food and drink, using *Would you like some ...?* and accept/decline offers, using *Yes, please./No, thanks*.
- Have pupils look at the pictures. Ask them some questions such as *Who are they? Where are they?* and *What are they saying?* (Linda, Mai and Mai's mother are in the kitchen. In Picture a, Mrs Lan offers Linda some noodles, saying *Would you like some noodles?* and Linda accepts her offer saying *Yes, please*. In Pictures b and c, Mrs Lan offers Linda milk and then orange juice, and Linda declines her offers, using *No, thanks*. In Picture d, Mrs Lan offers Linda lemonade and Linda accepts the offer by saying *Yes, please*.) Check comprehension.
- Play the recording more than once, if necessary, for pupils to listen and repeat. Do choral and individual repetition, pointing to the characters speaking.
- Play the recording again for pupils to listen and repeat.

### 2. Point and say.

- Tell pupils that they are going to practise offering someone food/drinks and accepting or declining someone's offer.
- Ask them to look at the pictures and the words under them. Teach the words *bread, rice, vegetables* and *lemonade*. Check comprehension. Have pupils repeat each word a few times.
- Point to Picture a and have pupils repeat the word *bread*. Then tell one pupil to make an offer saying *Would you like some bread?*, and another accepting or declining the offer saying *Yes, please* or *No, thanks*.
- Repeat the same procedure with the rest of the pictures. Do choral and individual repetition and then ask pupils to practise asking and answering the questions in pairs.
- Invite pairs to act out the dialogues in front of the class. Correct pronunciation, if necessary.

#### Language note:

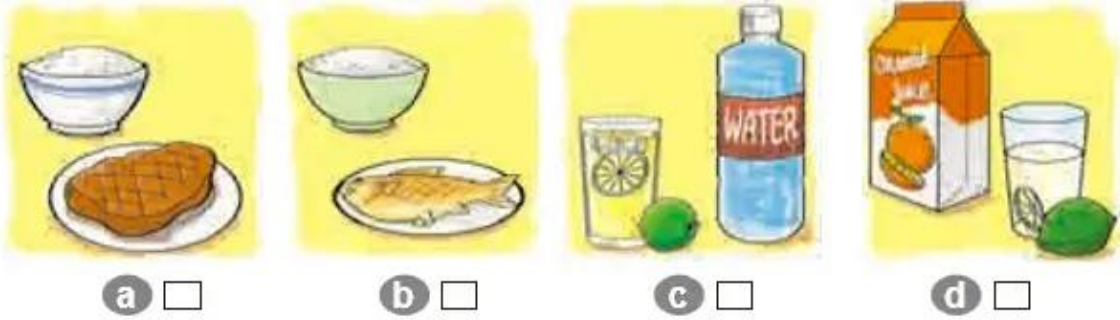
- *Would you like ...?* is a polite way of saying *Do you want ...?*
- *How about ...?* means the same as *What about ...?*

### 3. Let's talk.

- Tell pupils that they are going to revise what they have learnt in Lessons 1 and 2, using facts about themselves. Remind pupils of the questions *What's your favourite food/drink?* and *Would you like some ...?* and how to respond to them.
- Invite pairs to ask and answer the above two questions. Remind them to answer according to their own preferences. Go around and offer help. Correct pronunciation, if necessary.
- Call on a few pairs to act out the dialogues in front of the class. Correct pronunciation, if necessary.



4 Listen and number. 🎧 🗣️



5 Look and write. 👁️ 🗣️

### Menu

Drink	Food
Orange juice 	Chicken 
1. _____ 	4. _____ 
2. _____ 	5. _____ 
3. _____ 	6. _____ 

6 Let's play. 🎭



**Warm-up:** Spend a few minutes revising the previous lesson. Call a pair of pupils to the front of the class to perform how to offer someone food/drink and how to accept or decline an offer, using *Would you like some ...?*

#### 4. Listen and number.

- Tell the class that they are going to listen to four dialogues about people's favourite food and drink and number the pictures.
- Give pupils a few seconds to look at the pictures. Ask them to say the food and drink aloud.
- Play the recording more than once, if necessary, for pupils to listen and number the pictures.
- Get pupils to swap their answers before you check as a class. Monitor the activity and offer help, if necessary.

**Key:** a 3 b 1 c 2 d 4

#### Audio script

- |   |  |
|---|--|
| 1. A: What's your favourite food?<br>B: It's fish. With rice. Do you like fish?<br>A: Yes. I like it very much.<br>B: Me too. | 2. A: Would you like some milk?<br>B: No, thanks.<br>A: How about lemonade?<br>B: Yes, please. I love lemonade.<br>And some water, please.<br>A: OK. |
| 3. A: Would you like some noodles?<br>B: No, thanks.<br>A: How about some rice?<br>B: Yes. Rice with beef, please.            | 4. A: What's your favourite drink?<br>B: It's orange juice. Oh, and I like lemonade too.<br>A: Me too. I love orange juice and lemonade.             |

#### 5. Look and write.

- Tell pupils that they are going to complete the menu, using the picture cues.
- Have them look at the two worked examples in the menu. Then ask them to look at the pictures and write the words for the food and drink. Check understanding.
- Set a time limit for pupils to do the task independently. Go around offering help, if necessary.
- Get them to swap their answers before checking as a class.
- If there is time, tell pupils to work in pairs or groups, asking and answering questions about their favourite food and drink.

**Key:** 1 Milk 2 Lemonade 3 Water 4 Fish 5 Rice 6 Bread

#### 6. Let's play.

- Tell pupils that they are going to play the game *Food or drink?*
- Write *Food* and *Drink* on two sides of the board. Then write *fish* under *Food* and *milk* under *Drink*.
- Call two groups to the front of the class. They should take turns to write the name of a food or drink on the board. The group that runs out of ideas, or puts a food or drink under the wrong category is out of the game. Then another group comes out and continues. The group which stays until the end of the game is the winner.



# Lesson 3

## 1 Listen and repeat.

**f** **beef** My favourite food is beef.

**leaf** The leaf is yellow.

**sh** **fish** Would you like some fish?

**dish** That's a big dish of fish.

## 2 Listen and tick. Then write and say aloud.

1. My favourite food is \_\_\_\_\_.  a. fish  b. beef

2. Would you like some \_\_\_\_\_?  a. fish  b. beef

3. What colour is this \_\_\_\_\_, Mummy?  a. leaf  b. dish

4. She likes this \_\_\_\_\_ very much.  a. leaf  b. dish

## 3 Let's chant.

Would you like some fish?

Would you like some fish?  
Yes, please. I love fish.  
It's my favourite food.

Would you like some milk?  
Yes, please. I love milk.  
It's my favourite drink.



**Warm-up:** Spend a few minutes revising the previous lesson by calling two pairs of pupils to the board to play the game *Food or drink?*

### 1. Listen and repeat.

- Tell pupils that they are going to practise saying the sounds of the letters **f** and **sh** in the words *beef*, *leaf* and *fish*, *dish* respectively.
- First, put the letters **f** and **sh** on the board. Play the recording and ask pupils to repeat a few times. Then put the words *beef*, *leaf* and *fish*, *dish* and the four sentences on the board. Play the recording more than once, if necessary, and let pupils say the words and the sentences, paying attention to the target sounds.
- Do choral and individual repetition of the sounds, words and sentences until pupils feel confident.
- Get some pupils to say the sentences in front of the class. Correct the pronunciation, if necessary.

### 2. Listen and tick. Then write and say aloud.

- Tell pupils that they are going to listen to the recording and tick the correct answers.
- Give them a few seconds to read the sentences in silence and guess the words to fill the gaps.
- Have pupils listen to the recording more than once, if necessary, and tick the appropriate words to fill the gaps.
- Get them to swap their answers before checking as a class. Then ask pupils to read the sentences aloud.

**Key:** 1 a    2 b    3 a    4 b

#### Audio script

- |                                     |                                   |
|-------------------------------------|-----------------------------------|
| 1. My favourite food is fish.       | 2. Would you like some beef?      |
| 3. What colour is this leaf, Mummy? | 4. She likes this dish very much. |

### 3. Let's chant.

- Tell pupils that they are going to say the chant *Would you like some fish?* Follow the procedure in *Teaching the unit components in Introduction*.
- Have them read the chant and check comprehension.
- Play the recording a few times for pupils to do choral and individual repetition. Show them how to chant and do actions. Invite two pairs to give a demonstration, one pair chants the first verse and the other chants the second verse.
- Get pairs or groups to sit opposite of each other and practise chanting and doing the actions. Go around offering help, if necessary.
- Call two pairs to the front of the class to chant and do the actions. The rest of the class claps along to the rhythm.




4 Read and complete.  

Hi. My name is Linda.  
I like beef. It is my favourite  
food. My favourite drink  
is orange juice. I don't like  
vegetables. My younger  
brother Peter doesn't like  
beef. He loves chicken. It is  
his favourite food. He loves  
lemonade too. Lemonade  
is his favourite drink. He  
drinks it every day.



Favourite food	Favourite drink
<i>beef</i>	

5 Write about your favourite food and drink. 

My name is \_\_\_\_\_.

I love \_\_\_\_\_. It's \_\_\_\_\_

\_\_\_\_\_ food. I like \_\_\_\_\_.

It's \_\_\_\_\_ drink.

6 Project 

Interview your classmates about their favourite food and drink. Then report the results to the class.

Name	Favourite food	Favourite drink
1. <i>Thu Huong</i>	<i>chicken</i>	<i>milk</i>
2.		
3.		
4.		

**Warm-up:** Spend a few minutes revising the previous lesson by getting two pairs to go to the front of the class to chant *Would you like some fish?* and do actions. The rest of the class claps to the rhythm.

#### 4. Read and complete.

- Tell the class that they are going to read the text and complete the table.
- Have pupils read the text to find the information to fill the blanks. Tell them to focus on Linda's and Peter's favourite food and drink. If necessary, get pupils to work in pairs or groups. Check understanding.
- Give them time to do the task independently. Go around offering help, if necessary.
- Get pupils to swap their answers before checking as a class.

**Key:**

Favourite food	Favourite drink
beef	orange juice
chicken	lemonade

#### 5. Write about your favourite food and drink.

- Tell pupils that they are going to write about their favourite food and drink.
- Have them work in pairs or groups to discuss what they are going to write in the blanks.
- Give pupils time to do the task independently. Go around and offer help, if necessary.
- Get them to swap their answers before checking as a class.
- If there is time, ask a few pupils to read aloud their partners' answers.

**Key:** *Pupils' own answers*

#### 6. Project

- Tell pupils that they are going to interview their classmates about their favourite food and drink and then report the results to the class.
- Give them time to interview three of their classmates and fill the gaps in the table. Ask them to look at the first row in the table as an example.
- Ask a few of them to report the results of their interviews to the class.

**Example:**

Name	Favourite food	Favourite drink
2. Van Tien	fish	orange juice
3. Thanh Tam	beef	apple juice
4. Hien Luong	pork	lemonade

Here are the results of my interviews. Tien's favourite food is fish and his favourite drink is orange juice. Tam's favourite food is beef and her favourite drink is apple juice. Luong's favourite food is pork and her favourite drink is lemonade. Thank you for listening.

**Key:** *Pupils' own answers*