

Unit 8

What subjects do you have today?

Lesson 1

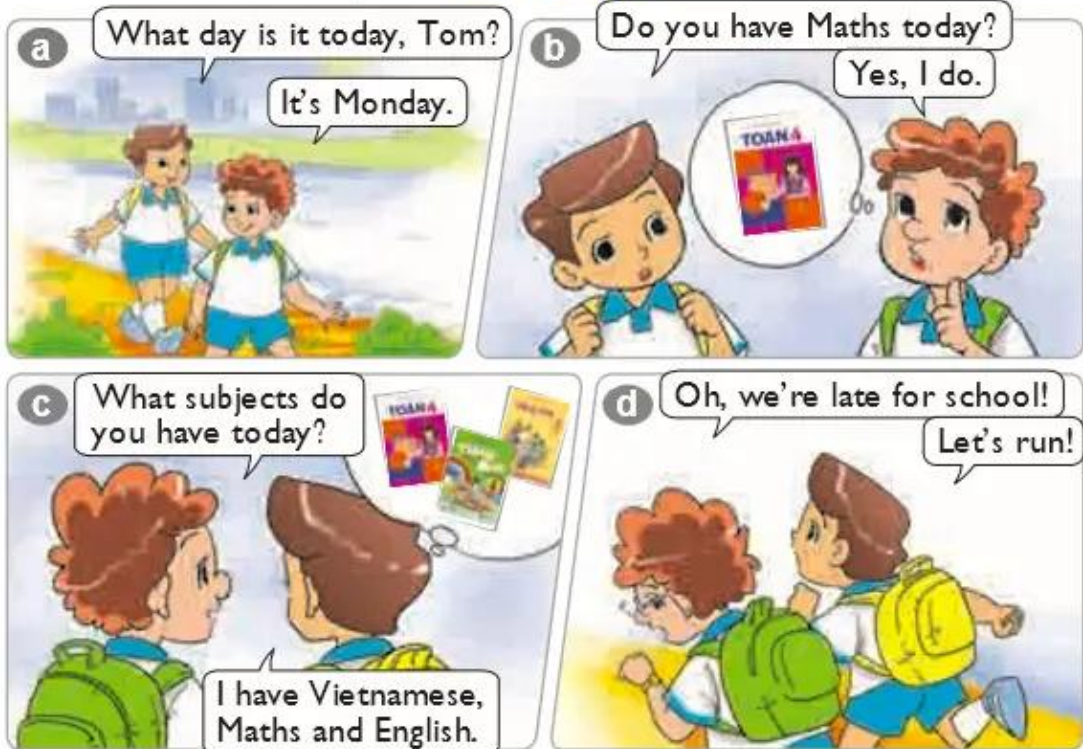
1 Look, listen and repeat.   

a What day is it today, Tom?
It's Monday.

b Do you have Maths today?
Yes, I do.

c What subjects do you have today?
I have Vietnamese, Maths and English.

d Oh, we're late for school!
Let's run!



2 Point and say.  

What subjects do you have today?
I have _____.



a  Maths

b  Science

c  IT

d  Vietnamese

e  Art

f  Music

Work in pairs. Ask your partners what subjects they have today.  



IT = Information Technology

Objectives

By the end of this unit, pupils can

- use the words and phrases related to the topic *School subjects*.
- ask and answer questions about school subjects, using *What subjects do you have? I have ...*
- ask and answer questions about when someone has a subject, using *When do you have ...? I have it on ...*
- pronounce the sounds of the letters **ct** and **cts** in the words *subject* and *subjects* respectively.

Warm-up: Spend a few minutes revising the previous lesson by asking the class the question *What do you like doing?* Then have the class say the chant *Flying a little kite* and clap their hands.

1. Look, listen and repeat.

- Tell pupils that they are going to read a story in which pupils ask and answer questions about school subjects, using *What subjects do you have today? I have ...*
- Have them look at the four pictures to discuss the context in which the language is used. Ask some questions such as *Who are they? Where are they? What are they talking about?* (In Picture a, Nam and Tom talk about what day it is today. In Picture b, Nam asks Tom *Do you have Maths today?* In Picture c, Tom asks Nam *What subjects do you have today?* and Nam answers *I have Vietnamese, Maths and English.* In Picture d, Tom looks at his wristwatch saying they are late for school, so they have to run.) Check comprehension.
- Play the recording more than once, if necessary, for pupils to listen and repeat. Do choral and individual repetition, pointing to the characters speaking.
- Play the recording again for pupils to listen and repeat.

Language note: *Maths* is the short form of *Mathematics*.

2. Point and say.

- Tell pupils that they are going to practise asking and answering questions about school subjects, using *What subjects do you have today? I have ...*
- Have them look at the pictures to understand how to name the school subjects.
- Point to Picture a and have pupils repeat the word of the subject under it. Do choral and individual repetition. Then tell pupils to practise asking and answering about the subject in pairs, using the prompts in the bubbles and the word under the picture. Repeat the same procedure with the rest of the pictures.
- Invite a few pairs to act out the dialogue in front of the class. Check as a class and correct pronunciation.



Language note: Names of school subjects start with capital letters, e.g. *Maths, Science*.

Work in pairs. Ask your partners what subjects they have today.

- Tell pupils that they are going to practise in pairs: one asks and the other answers questions about the actual subjects they have today, using *What subjects do you have today? I have ...*
- Have them work in pairs, one asking and the other giving the answer.
- Call on a few pairs to act out the dialogue in front of the class. Correct pronunciation, if necessary.


3 Listen and tick.  

1.  a  b  c
2.  a  b  c
3.  a  b  c

4 Look and write.  



1. Today is _____. He has _____
_____.
2. Today is _____. She _____
_____.
3. Today is _____. They _____
_____.

5 Let's sing. 



What day is it today?

It's Monday. It's Monday.
What subjects do you have?
I have Maths and Art and English.
But we're late, we're late!
We're late for school. Let's run!
We're late. We're late.
We're late for school. Let's run!

Warm-up: Spend a few minutes revising the previous lesson. Call a few pairs to the front of the class to ask and answer the question *What subjects do you have today?* using the actual subjects.

3. Listen and tick.

- Tell pupils that they are going to listen to three dialogues about school subjects and tick the correct pictures.
- Have them look at the pictures. Ask them what these subjects are called in English. Have pupils point to the pictures and say aloud the names of the subjects in English. Check understanding.
- Play the recording more than once, if necessary. Ask pupils to listen to the recording and tick the correct pictures. Tell them to focus on the subjects.
- Get pupils to swap their answers before you check as a class.

Key: 1 b 2 a 3 c

Audio script

- | | |
|---|---|
| 1. <i>Mai:</i> What day is it today, Nam? | 2. <i>Linda:</i> Do you have Maths today, Phong? |
| <i>Nam:</i> It's Tuesday. | <i>Phong:</i> Yes, I do. |
| <i>Mai:</i> What subjects do you have today? | <i>Linda:</i> What about Science? |
| <i>Nam:</i> I have Vietnamese, Art and Maths. | <i>Phong:</i> I don't have Science. But I have Music and English. |
-
- | |
|---|
| 3. <i>Linda:</i> What day is it today? |
| <i>Mai:</i> It's Thursday. |
| <i>Linda:</i> What subjects do you have today, Mai? |
| <i>Mai:</i> I have English, Vietnamese and IT. |

4. Look and write.

- Tell pupils that they are going to fill the gaps of the sentences with different days of the week and the subjects they have.
- Have them look at the pictures to identify the days of the week and the subjects they have on each day. Tell them that the days and subjects are written in Vietnamese. Ask them what these days and subjects are called in English. Check understanding.
- Ask pupils to find appropriate words to complete the sentence under each picture.
- Give them time to do the task independently. Go around offering help, if necessary.
- Get pupils to swap their answers before checking as a class. If there is enough time, call some pupils to read aloud the complete sentences.

Key: 1 Monday, Vietnamese, Science and English.

2 Wednesday, has Maths, IT and Music.

3 Friday, have Maths, Science and Art.

5. Let's sing.

- Tell pupils that they are going to sing the song *What day is it today?* Follow the procedure in *Teaching the unit components in Introduction*.
- Have them read each line of the lyrics aloud. Check comprehension.
- Play the recording all the way through. Ask pupils to do choral and individual repetition of the song line by line.
- When they are familiar with the tune, ask two groups of pupils to the front of the class. One group sings the first three lines and the other sings the last four lines. Then the class sings the song *What day is it today?* together and claps hands.

Lesson 2

1 Look, listen and repeat.

a What are you doing, Nam?
I'm studying for my English lesson.

b When do you have English?
I have it on Mondays, Tuesdays, Thursdays and Fridays.

c What about you?
I have it on Mondays, Tuesdays, Wednesdays and Fridays.

d Who's your English teacher?
It's Miss Hien.

2 Point and say.

When do you have Science?
I have it on _____.



SCIENCE					
	Mon.	Tues.	Wed.	Thurs.	Fri.
Sam	✓			✓	
Fred		✓	✓		
Mimi	✓		✓		
Winnie		✓			✓

3 Let's talk.

- What subjects do you have today?
- When do you have _____?
- Who is your _____ teacher?

Warm-up: Spend a few minutes revising the previous lesson by having the class sing the song *What day is it today?*

1. Look, listen and repeat.

- Tell pupils that they are going to read a story in which pupils ask and answer questions about their timetables.
- Give them a few seconds to look at the pictures and read the text. Get them to identify the characters and the setting of the conversation by asking *Who's this? What are they doing? What are they talking about?* (In Picture a, a friend asks Nam what he is doing. In Picture b, he continues to ask *When do you have English?* and Nam answers *I have it on Mondays, Tuesdays, Thursdays and Fridays.* In Picture c, Nam asks his friend *What about you?* and the friend says he has English on Mondays, Tuesdays, Wednesdays and Fridays. In Picture d, Nam tells that his teacher is Miss Hien.)
- Play the recording more than once, if necessary, for pupils to listen and repeat. Do choral and individual repetition, pointing to the characters speaking.
- Play the recording again for pupils to listen and repeat. If time allows, ask a few pairs to role-play the conversation.

2. Point and say.

- Tell pupils that they are going to practise the question and answer *When do you have Science?* and *I have it on ...*
- Let them look at the timetable. Ask them to identify the names of the four pupils in the first column and the days when these pupils have Science. Check comprehension.
- Point to the first row of the table and get one pupil to ask *When do you have Science, Sam?* and another to answer *I have it on Mondays and Thursdays.* Repeat the procedure with the other rows in the table.
- Ask them to work in pairs and ask and answer the question, using the given text in the bubbles and the information in the timetable.
- Call a few pairs to act out the exchanges.

3. Let's talk.

- Tell pupils that they are going to revise what they have learnt in Lessons 1 and 2. Get them to work in pairs and ask and answer the three questions. Remind them to answer with facts about themselves.
- Call a few pairs to act out their conversation.
- Encourage pupils to observe and give comments in English.

4 Listen and number. 🎧 🗣️

PE				
Mon.	Tues.	Wed.	Thurs.	Fri.
	✓		✓	

a

PE				
Mon.	Tues.	Wed.	Thurs.	Fri.
	✓			✓

b

PE				
Mon.	Tues.	Wed.	Thurs.	Fri.
✓		✓		

c

PE				
Mon.	Tues.	Wed.	Thurs.	Fri.
		✓	✓	

d

5 Look and write. 🧐 📖

ENGLISH	
Tuesday	✓
Wednesday	✓

Today is Tuesday.

I have _____ today.

Tomorrow is _____.

I have English on _____ too.

When do you have English?

6 Let's play. 🧑🏠

Write the names of the subjects.

Puzzle

1	S						
2		U					
		B					
		J					
3		E					
		C					
4			T				
5				S			

💡 PE = Physical Education

Warm-up: Spend a few minutes revising the previous lesson by getting the class to play *Slap the board*, using the days of the week and the word *English*. Then ask pupils *When do you have English?* Remind pupils to answer with information from their actual English timetable.

4. Listen and number.

- Tell pupils that they are going to listen to four dialogues about different PE timetables and number them in the order they hear.
- Ask them to look at the pictures and identify the days where there is a PE lesson. (a. Tuesdays and Thursdays. b. Tuesdays and Fridays. c. Mondays and Wednesdays. d. Wednesdays and Thursdays.)
- Have pupils read aloud the days before playing the recording.
- Play the recording more than once, if necessary. Ask pupils to listen and number the pictures. Tell them that they should focus on the days of the week.
- Get pupils to swap their answers before you check as a class. Monitor the activity and offer help, if necessary.

Key: a 3 b 4 c 1 d 2

Audio script

- | | |
|---|--|
| 1. A: What day is it today?
B: It's Monday.
A: We have PE today.
B: Yes, we have it on Mondays and Wednesdays. | 2. A: When do you have PE?
B: I have it on Wednesdays and Thursdays.
A: Today is Thursday. So we have PE today, right?
B: That's right. |
| 3. A: When do you have PE?
B: I have it on Tuesdays and Thursdays.
A: Today is Thursday. So we have PE today.
B: That's right. | 4. A: When do you have PE?
B: I have it on Tuesdays and Fridays. What about you?
A: Me too. |

5. Look and write.

- Tell pupils that they are going to complete the sentences, using the given timetable.
- Give them a few seconds to look at the timetable and read the text. Then check comprehension by asking *When does the pupil have English?*
- Set a time limit for the task and offer help, if necessary.
- Check the answers as a class and call one or two pupils to read aloud the completed text.

Key: English, Wednesday, Wednesday(s)

6. Let's play.

- Tell pupils that they are going to do the puzzle by writing the names of the school subjects.
- Ask them to look at the word SUBJECTS and the rows of boxes 1 to 5. Have pupils think about the names of the subjects bearing one letter of the word SUBJECTS and complete the puzzle, using one letter per box. Do Number 1 as an example: SCIENCE.
- Ask pupils to work in pairs to discuss the possible answers. Go around offering help, if necessary.
- Call on some of them to say the answers.





Key: 1 Science 2 Music 3 English 4 Vietnamese 5 Maths

Lesson 3


1 Listen and repeat.  

ct **subject** English is my favourite **subject**.

cts **subjects** What **subjects** do you have today?

2 Listen and tick. Then write and say aloud.    



	subject	subjects
1. What _____ do you have today?	<input type="checkbox"/>	<input type="checkbox"/>
2. What _____ do you like?	<input type="checkbox"/>	<input type="checkbox"/>
3. What _____ does she have on Fridays?	<input type="checkbox"/>	<input type="checkbox"/>
4. What _____ does she like?	<input type="checkbox"/>	<input type="checkbox"/>

3 Let's chant. 



What subjects do you have today?

What subjects do you have today?
 I have Maths, Music and Art.
 How often do you have Maths?
 I have it every day of the week.
 What is your favourite subject?
 English is my favourite subject.



Warm-up: Spend a few minutes revising the previous lesson by organising a *Slap the board* game using the words for school subjects.

1. Listen and repeat.

- Tell pupils that they are going to practise saying the sounds of the letters **ct** and **cts** in the words *subject* and *subjects* respectively.
- First, put the letters **ct** and **cts** on the board. Play the recording and ask pupils to repeat a few times. Then put the words *subject*, *subjects* and the sentences on the board. Play the recording a few times and let pupils say the words and the sentences, paying attention to the target sounds.
- Do choral and individual repetition of the sounds, words and sentences until pupils feel confident.
- Get some pupils to say the sentences in front of the class. Correct the pronunciation, if necessary.

2. Listen and tick. Then write and say aloud.

- Tell pupils that they are going to listen to the recording and tick the correct boxes.
- Give them a few seconds to read the sentences in silence and guess the words to fill the gaps.
- Have pupils listen to the recording and tick the appropriate boxes. Then ask them to fill the gaps with *subject* or *subjects*. Have them swap their answers before checking as a class. Go around offering help, if necessary.
- Ask pupils to read the sentences aloud.

Key: 1 subjects 2 subject 3 subjects 4 subject

Audio script

1. What subjects do you have today?
2. What subject do you like?
3. What subjects does she have on Fridays?
4. What subject does she like?


3. Let's chant.

- Tell pupils that they are going to say the chant *What subjects do you have today?* Follow the procedure in *Teaching the unit components in Introduction*.
- Have them read the chant and check comprehension.
- Play the recording more than once, if necessary, for pupils to do choral and individual repetition. Show them how to chant and do actions. Call two groups of three to give a demonstration, one group chants the three questions and the other chants the three answers.
- Get pairs or groups to sit opposite of each other and practise chanting and doing actions. Go around offering help, if necessary.
- Call two groups of three to the front of the class to chant and do actions. The rest of the class claps along to the rhythm.

4 Read and complete. 

My name is Nga. I go to school from Monday to Friday. I have Vietnamese and Maths every day. I have English on Mondays, Tuesdays, Thursdays and Fridays. On Wednesdays and Thursdays, I have Science. I have PE on Mondays and Wednesdays. I have Music on Tuesdays and Art on Fridays.

●●●●● TIMETABLE ●●●●●				
Monday	Tuesday	Wednesday	Thursday	Friday
(1) _____	Vietnamese	Vietnamese	Vietnamese	Vietnamese
Maths	(2) _____	Maths	Maths	Maths
English	English	(3) _____	English	English
PE	Music	PE	Science	(4) _____

5 Write about you and your school subjects. 

I am a pupil at _____ Primary School.

I go to school from Monday to _____.

At school, I have Vietnamese, Maths, _____

I have English on _____.

My favourite subject is _____.



6 Project 

Ask a friend in another school about his/her timetable and tick the table below. Then tell the class about it.

	Monday	Tuesday	Wednesday	Thursday	Friday
Vietnamese					
Maths					
English					
Science					
IT					
Music					
Art					
PE					

Warm-up: Spend a few minutes revising the previous lesson by getting two groups of three to go to the front of the class to chant *What subjects do you have today?* and do actions. The rest of the class claps to the rhythm or does actions.

4. Read and complete.

- Tell pupils that they are going to read the text about Nga and complete the timetable.
- Get them to look at the timetable and guess the subjects they can use to fill the gaps. Then have them read the text to find the information they need to complete the task. If necessary, get them to work in pairs.
- Give pupils time to do the task independently. Go around offering help, if necessary.
- Get them to swap their answers before checking as a class.

Key: 1 Vietnamese 2 Maths 3 Science 4 Art

5. Write about you and your school subjects.

- Tell pupils that they are going to complete some sentences about their school subjects.
- Have them work in pairs or groups to discuss what words they are going to fill the gaps with. Focus them on the name of their school, the school days, the school subjects, when they have English, and their favourite subject.
- Give pupils time to do the task independently. Go around offering help, if necessary.
- Get them to swap their answers before checking as a class.
- If there is time, ask one pupil to write their answers on the board.

Key: Pupils' own answers

6. Project

- Tell pupils that they are going to interview a friend in another school about his/her timetable and tell the class about it.
- Give each of them a small piece of paper and ask them to copy the table in the Pupil's Book on the paper.
- Tell pupils to ask a friend in another school about his/her timetable during break time and tick the table.
- Have them tell the class about their friends' timetables.

Example:

	Monday	Tuesday	Wednesday	Thursday	Friday
Vietnamese	✓	✓	✓	✓	
Maths	✓	✓	✓	✓	
English	✓		✓	✓	✓
Science		✓		✓	
IT			✓		
Music			✓		
Art		✓			
PE					✓

Here is my friend's timetable. Huong is a pupil at Quang Trung Primary School. She has Maths and Vietnamese on Mondays, Tuesdays, Wednesdays and Thursdays. She has English on Mondays, Wednesdays, Thursdays and Fridays. She has Science on Tuesdays and Thursdays. She has IT and Music on Wednesdays, and Art on Tuesdays. She has PE on Fridays. Thank you for listening.

Key: Pupils' own answers