


Review 4

1 Listen and tick.



2 Listen and number.



Objectives

By the end of this unit, pupils can

- listen and identify specific information.
- read and identify specific information.
- read and identify general ideas.
- read, listen and understand a short story.

1. Listen and tick.

- Tell pupils that they are going to listen and tick the correct boxes. Give pupils a few seconds to look at the pictures. Check comprehension and elicit information in the pictures and give feedback.
- Play the recording three times for pupils to listen, do the task and check their answers.
- Get pupils to swap and check their answers before checking as a class. Explain the answers and give further support to pupils who got more than half of the answers wrong.

Key: 1a 2b 3a 4b 5a

Audio script

- | | |
|---|---|
| 1. <i>Tom:</i> Do you have a pet?
<i>Mai:</i> Yes, I do. I have a goldfish. | 2. <i>Linda:</i> How many parrots do you have?
<i>Mai:</i> I have two. |
| 3. <i>Mai:</i> Hello, Mai's speaking.
<i>Linda:</i> Hello, Mai. It's Linda.
I'm in Da Nang now.
<i>Mai:</i> Great! It's raining in Ha Noi.
What's the weather like in Da Nang?
<i>Linda:</i> It's sunny. | 4. <i>Quan's mother:</i> Where are your brother
and sister, Quan?
<i>Quan:</i> They're in the garden.
<i>Quan's mother:</i> What are they doing there?
<i>Quan:</i> They're skipping. |
| 5. <i>Tony:</i> Where is this place, Nam?
<i>Nam:</i> It's in north Viet Nam. | |

2. Listen and number.

- Tell pupils that they are going to listen and number the correct boxes. Give pupils a few seconds to look at the pictures. Check comprehension and elicit information in the pictures and give feedback.
- Play the recording three times for pupils to listen, do the task and check their answers.
- Get pupils to swap and check their answers before checking as a class. Explain the answers and give further support to pupils who got more than half of the answers wrong.

Key: a2 b3 c4 d1

Audio script

- | | |
|--|---|
| 1. <i>Tony:</i> What's your father doing?
<i>Mai:</i> He's watching TV. | 2. <i>Tony:</i> Do you have any toys?
<i>Nam:</i> Yes, I do. I have three kites. |
| 3. <i>Tony:</i> How many kittens do you have?
<i>Nam:</i> I have four. | 4. <i>Mai:</i> What's your mother doing?
<i>Linda:</i> She's cooking. |

3 Read and complete. 🧐 🗨️

near playing watching reading dog living room

My family is in the (1) living room. My father is (2) _____ a book.
 My mother and I are (3) _____ TV. My sister is (4) _____ with
 her cat (5) _____ the TV. My (6) _____ is under the table.

4 Read and match. 🧐 🗨️

- | | |
|--|---|
| <ul style="list-style-type: none"> 1 Where's Hue? 2 How many toys do you have? 3 What's your brother doing? 4 Do you have any goldfish? 5 What are those on the wall? | <ul style="list-style-type: none"> a He's cleaning the floor. b Yes, I do. c I have three kites, two robots and a ball. d A map and a picture. e It's in central Viet Nam. |
|--|---|

5 Look and say. 🧐 🗨️



1. Who are they?
 What are they doing?



3. What country is this? Where is
 Sa Pa/Quang Ninh/Can Tho
 /Da Nang?



2. What is there on the shelf?
 How many balls/kites/ships/robots/
 trucks/planes/dolls are there?
 What toys do you have?



4. Where are the children?
 What are they doing?

3. Read and complete.

- Tell pupils that they are going to read the text and fill the gaps. Give a few seconds for pupils to read the text in silence. Check comprehension.
- Give pupils time to do the task.
- Get pupils to swap and check their answers before checking as a class.
- Do choral and individual repetition of the text.

Key: 2 reading 3 watching 4 playing 5 near 6 dog

4. Read and match.

- Tell pupils that they are going to read the sentences on the left and pair them with those on the right by drawing a line between them. Give a few seconds for pupils to read in silence. Check comprehension and give feedback.
- Give pupils time to do the task.
- Get pupils to swap and check their answers before checking as a class.
- Have a few pairs act out the dialogues.

Key: 1e 2c 3a 4b 5d

5. Look and say.

- Tell pupils that they are going to answer the questions. Give a few seconds for pupils to look at the pictures and read the text in silence. Check comprehension by eliciting the words to answer the questions and give feedback.
- Get pupils to work in pairs. Go around to offer help, if necessary.
- Call a few pairs to act out the dialogues. Give feedback and praise pupils who did well and encourage pupils to listen and make improvement.

Suggested key:

1. It's Mai's family.

Her family is at home. Mai is watching TV. Her father is reading a book. Her mother is playing the piano. Her brother is playing with a dog.

2. There are a lot of toys on the shelf. There are three balls, two kites, four ships, five robots, two trucks, three planes and four dolls.

3. It's Viet Nam.


Sa Pa is in north Viet Nam.

Quang Ninh is in north Viet Nam.

Can Tho is in south Viet Nam.

Da Nang is in central Viet Nam.

4. They're in the park. Nam and Tony are playing chess. Mai and Mary are skipping. Peter and Linda are cycling.

1 Read and listen to the story.  



1. Read and listen to the story.

- Tell pupils that they are going to read and listen to the story. Before pupils listen, ask them to look at the pictures and ask them questions (e.g. What are Maurice and Doris doing in picture 5 to 6?)
- Play the tape and let the pupils read and listen.

Audio script

Chit: It's cold!

Miu: Yes, but it's sunny. Let's go for a walk.

Chit: Wait a minute.

Chit: Come on, everyone! Let's go to the park!

Other mice: No! We're busy!

Chit: They're busy.

Miu: What are they doing?

Chit: Mimi is watching TV, Nini is listening to music and Jack is playing the piano.

Miu: OK. Let's go to the park.

Chit: OK!

Miu: Oh look! There's Maurice and Doris!

Chit: What are they doing?

Miu: They're skating.


Miu: Hello, Maurice!

Chit: Hello, Doris!

Miu: Stop!

Chit: Oh no!

Chit: Be careful! Skating is fun, but it can be dangerous too!

2 Put the words in the correct order. 

1. for a go walk let's _____.

2. let's a book read _____.

3. doing are they what _____?

4. music is Nini to listening _____.

3 Match the rhyming words. 

1 cold

2 wait

3 walk

4 play

5 hello

a late

b know

c stay

d old

e talk

4 Read and write.  

Chit: Hello, Doris. How (1) _____?

Doris: I'm (2) _____. Thank you. And you?

Chit: Fine, thanks. Do you (3) _____ skating?

Doris: Yes, (4) _____. Do you?

Chit: No, (5) _____.

2. Put the words in the correct order.

- Tell pupils that they are going to put the words in the correct order to make sentences. Give a few seconds for pupils to read the text.
- Give time for pupils to do the task.
- Ask pupils to swap and check their sentences before checking as a class.
- Ask a few pairs to read aloud the correct sentences.

Key: 1 Let's go for a walk.
2 Let's read a book.
3 What are they doing?
4 Nini is listening to music.

3. Match the rhyming words.

- Tell pupils that they are going to pair the words that rhyme. Explain to pupils that rhyming words are and give them some examples (e.g. fine and line). Give a few seconds for pupils to read the words in the book.
- Give time for pupils to do the task.
- Get pupils to swap and check the answers before checking as a class.
- Ask a few pupils to read aloud the pairs of rhyming words.

Key: 1d 2a 3e 4c 5b

4. Read and write.

- Tell pupils that they are going to read the text and fill the gaps. Give a few seconds for pupils to read the text and check comprehension.
- Give time for pupils to do the task.
- Get pupils to swap and check the answers before checking as a class.
- Ask a few pairs to read aloud the dialogue.

Key: 1 are you 2 fine 3 like 4 I do 5 I don't

Audio script

Chit: Hello, Doris. How are you?

Doris: I'm fine. Thank you. And you?

Chit: Fine, thanks. Do you like skating?

Doris: Yes, I do. Do you?

Chit: No, I don't.