

11

Look at all the animals!

Lesson One Words

1 Listen, point, and repeat. 🎧 115

2 Listen and chant. 🎧 116



cow



goat



horse

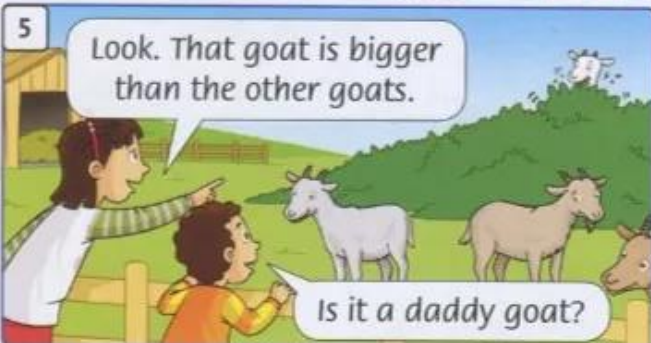




donkey



goose

3 Listen and read. 🎧 117



1 Listen to the story and repeat. Act.

2 Listen and say. 🎧 118

Let's learn!



This cow is **bigger than** that cow.



This sheep is **smaller than** that sheep.

3 Look and say.

bigger than smaller than taller than shorter than



The boy is shorter than the girl.

The girl is ...

The goose is ...

4 Write.



The horse is bigger than the goat.



The girl is _____ the boy.



The boy is _____ the girl.



The sheep is _____ the cow.

Let's practice!

The baby horse is _____ than the mommy horse.



Lesson Three Song

1 Listen, point, and repeat. 🎧 119



loud



quiet



fast



slow

2 Listen and sing. 🎧 120

3 Sing and do.

On the farm

The chick is quiet on the farm.
"Cheep, cheep, cheep," says the chick.
The chick is quiet on the farm.
"Cheep, cheep, cheep."

The hen is louder than the chick.
"Cluck, cluck, cluck," says the hen.
The hen is louder than the chick.
"Cluck, cluck, cluck."

The goose is louder than the hen.
"Honk! Honk! Honk!" says the goose ...



The cow is slow on the farm.
"Clap, clap," goes the cow.
The cow is slow on the farm.
"Clap, clap, clap."

The goat is faster than the cow.
"Clip, clip, clip," goes the goat ...

The horse is faster than the goat.
"Trot, trot, trot," goes the horse ...

1 Listen, point, and repeat. 🎧 121

tree



green



cheese



feet



2 Listen and chant. 🎧 122



Look up at the green tree.
What can you see?
Two feet and a tail.
Count them: one, two, three!



What's in the green tree?
What's hiding there?
A monkey with a piece of cheese,
That's what's hiding there!

3 Read the chant again. Circle the sound ee.

4 Listen and complete the word. 🎧 123



green



__ ee



__ ee __




__ ee __

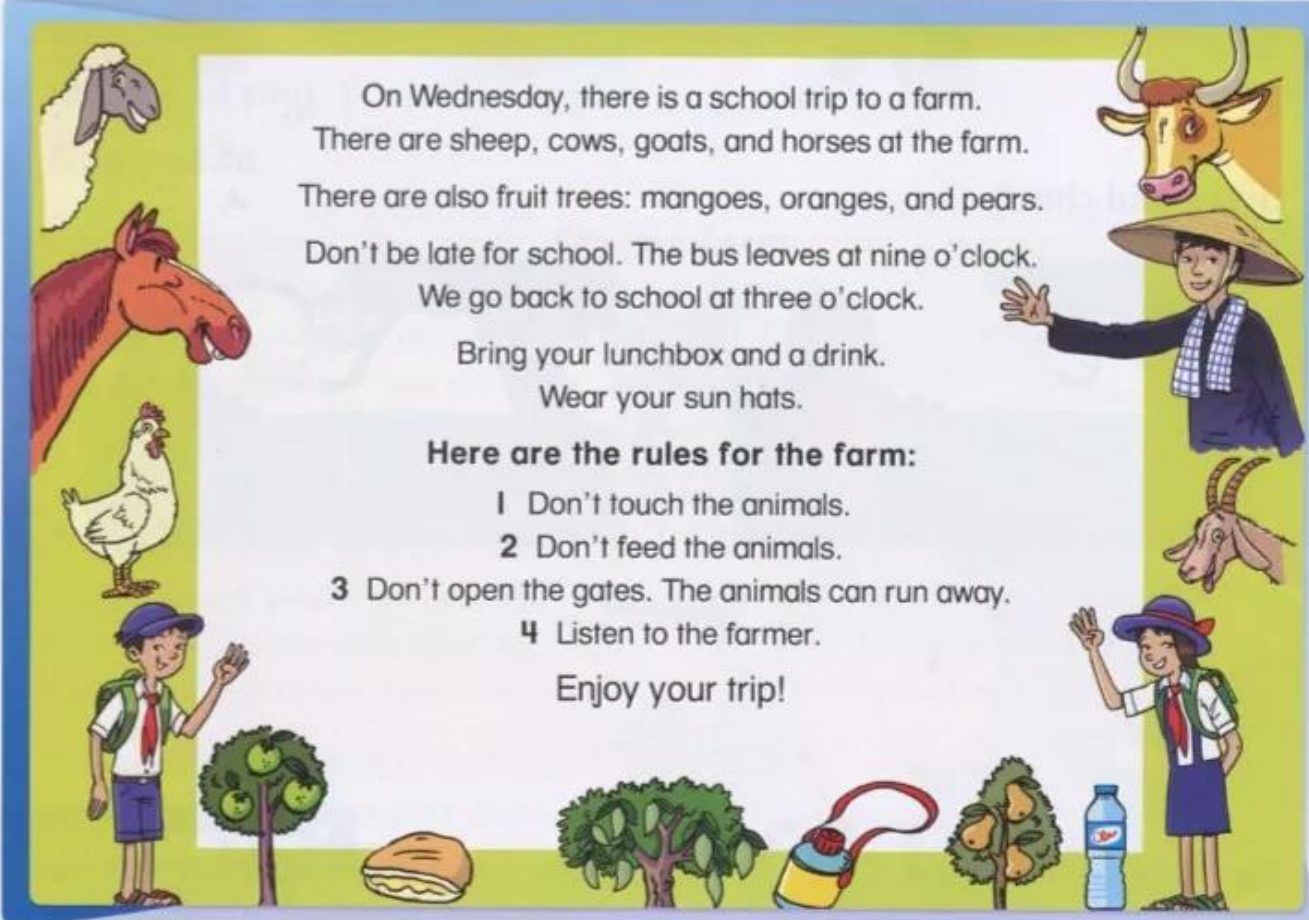
Let's practice!

Look at the green tree.
What can you see?



Reading

- 1 Look at the pictures. Where are the children? What animals can you see?
- 2 Listen and read.  124



On Wednesday, there is a school trip to a farm.
There are sheep, cows, goats, and horses at the farm.
There are also fruit trees: mangoes, oranges, and pears.
Don't be late for school. The bus leaves at nine o'clock.
We go back to school at three o'clock.
Bring your lunchbox and a drink.
Wear your sun hats.

Here are the rules for the farm:

- 1 Don't touch the animals.
- 2 Don't feed the animals.
- 3 Don't open the gates. The animals can run away.
- 4 Listen to the farmer.

Enjoy your trip!

3 Read again. Circle the correct word.

- 1 The school trip is on Monday / Tuesday / Wednesday.
- 2 The trip is to a zoo / farm / store.
- 3 There are plum / mango / apple trees.
- 4 They go to the farm at nine / eight / three o'clock.
- 5 They can wear coats / sun hats / T-shirts.
- 6 They can bring drinks / books / toys.

Listening

1 Listen and number. 125

This is my farm.
Please listen to the rules.



Speaking

2 Look and say.

	Open the gate.	X
	Eat your lunch here.	✓
	Wash your hands.	✓
	Feed the animals.	X
	Wear boots.	✓
	Touch the animals.	X

Don't open the gate.

Eat ...

Writing: About me!

3 Write rules for your class.

Don't run.	Be kind to _____.
Listen to your _____.	Say _____.

4 Write *and* to connect the sentences.

This is a cow. This is a goat. This is a cow **and** this is a goat.

- I wash my hands. I wash my feet.
I wash my hands _____ my feet.
- I eat breakfast at home. I eat dinner at home.
I eat breakfast _____ dinner at home.