

# 4

# We have English!


## Lesson One Words

1 Listen, point, and repeat. 🎧 38

2 Listen and chant. 🎧 39



art



math



English



P.E.



music

3 Listen and read. 🎧 40

1

What do we have on Monday?

Day	English	Math	P.E.
Monday	English	Math	P.E.
Tuesday			
Wednesday			
Thursday			
Friday			
Saturday			
Sunday			

We have English. Then we have math.

2

When do we have P.E.?

Day	P.E.
Thursday	P.E.
Friday	
Saturday	
Sunday	

We have P.E. on Thursday. Oh good!

3

On Thursday

Don't forget these.

Oh yes. Our P.E. bags.

4

It's time for soccer.

5

Oh no! This is Rosy's bag. I can't play soccer now!

6

You can wear their clothes, Tim.

Thank you very much!

- 1 Listen to the story and repeat. Act.
- 2 Listen and say. 🎧 41

Let's learn!



What do we have on Monday?  
We have English.



When do we have P.E.?  
We have P.E. on Thursday.



These are our P.E. bags.



You can wear their clothes.

- 3 Look and say.

What do we have on Tuesday?

We have ...

When do we have ...?

We have ... on ...

	Monday	Tuesday	Wednesday	Thursday
9:00	math	English	art	music

- 4 Write.

our their



These are our bags.



Those are \_\_\_\_\_ bags.



These are \_\_\_\_\_ T-shirts.



Those are \_\_\_\_\_ T-shirts.

Let's practice!





## Lesson Three Song

1 Listen, point, and repeat. 🎧 42



school yard



art room



computer room

2 Listen and sing. 🎧 43

3 Sing and do.



### At our school

In the school yard  
We have lots of fun.  
We play, we talk,  
We jump, we run.

At our school. At our school.  
At our school.

In the art room  
We paint and draw.  
We put our pictures  
On the walls.

At our school ...

In the computer room  
We look and hear.  
We put the headphones  
On our ears.

At our school ...



1 Listen, point, and repeat. 🎧 44

fl

flower

flag



pl

plum

plate



bl

blanket

blue



2 Listen and chant. 🎧 45

Plums on a plate,  
Plums on a plate.  
There are eight plums,  
On a white plate.

A blanket on a bed,  
A blanket on a bed.  
There's a pretty flower  
On the blanket on the bed.



3 Read the chant again. Circle the sounds *fl*, *pl*, and *bl*.

4 Listen and complete the words. 🎧 46

fl

pl

bl



plate



ue



ower



anket



um


Let's practice!

Look at the blue flower.





## Reading


- 1 Look at the picture. What school subjects can you see?
- 2 Listen and read.  47

## Our Computer Room

At our school we have a big computer room. We have 12 computers in the room, one for every student. The computers have headphones, so the students can listen and speak.

In the computer room, the students can study English, music, and math. They do art here, too; they can draw and color pictures with the computer. The computers also help the students to read and write.

The children come to the computer room every Tuesday and Thursday. Everyone likes these lessons.



### 3 Read again. Circle the false word and write the correct word.

- 1 We have a small computer room.
- 2 We have 18 computers.
- 3 The students can listen and eat.
- 4 The computers help the students to run and write.
- 5 The children come every Tuesday and Wednesday.

big

---



---




---



---

## Listening

1 Listen and number.  48

## Speaking

## 2 Point, ask, and answer about your school.

in the classroom    in the art room    in the computer room

What do we have in the art room?

We have ...

## Writing: About me!

## 3 Write about your week.

1 I have \_\_\_\_\_ on Monday.

2 I have \_\_\_\_\_ on Tuesday.

3 I have \_\_\_\_\_ on Wednesday.

4 I have \_\_\_\_\_ on Thursday.

5 I have \_\_\_\_\_ on Friday.

## 4 Circle the capital letters at the start of the days of the week.

I have math on Tuesday.