

# UNIT 8

## OUT AND ABOUT

### A What are you doing?

#### 1 Listen and repeat.

I am playing  
video games.



a) He is playing  
video games.

I am riding  
my bike.



b) She is riding  
her bike.

I am driving  
my car.



c) He is driving  
his car.

We are walking  
to school.



d) They are walking  
to school.

We are traveling  
to school by bus.



e) They are traveling  
to school by bus.

We are waiting  
for a train.



f) They are waiting  
for a train.

**2 Ask and answer questions about all the people in the pictures and about you.**

What is he doing? He is ...ing ...  
What is she doing? She is ...ing ...  
What are they doing? They are ...ing ...  
What are you doing? I am ...ing ...

**3 Answer. Then write the answers in your exercise book.**

a) What are you doing?




b) What is she doing?



c) What is he doing?



d) What are they doing?







4 Listen and number the picture as you hear.

a)



b)




c)



d)



e)



f)



☆5 Play with words.

*Flying Man, Flying Man,  
Up in the sky.  
Where are you flying,  
Flying so high?*

*Over the mountains  
And over the sea.  
Flying Man, Flying Man,  
Please take me.*

**6 Read. Then ask and answer questions with: Who, What, Where, How.**

*Example*


Who is that? That is Lan.

What does she do? She is a student.

Where is she going? She is going to her school.

How is she traveling? She is traveling by bike.

a)



Mr. Ha is a businessman.  
He is going to Ha Noi.

b)



Miss Hoa is a teacher.  
She is going to her school.

c)



Mr. Tuan and Mrs. Vui are doctors.  
They are going to the hospital.

**7 Remember.**




What are you doing?  
What is he doing?  
What are they doing?

I am going ... .  
He is going ... .  
They are going ... .



## B A truck driver

### 1 Listen and read. Then ask and answer the questions.



It's five o'clock in the morning.  
Mr. Quang is a truck driver  
and he is going to a farm.



Mr. Quang is arriving  
at the farm.  
A farmer is waiting for him.



Mr. Quang and the farmer  
are loading the truck with  
vegetables.



Mr. Quang is driving to Ha Noi.  
He is taking the vegetables  
to the market.



Mr. Quang is at the market.  
He is unloading the vegetables.



It's seven o'clock and Mr.  
Quang is eating his breakfast  
at a foodstall.

- a) What does Mr. Quang do?
- b) Where is he going at five in the morning?
- c) Who is waiting for him?
- d) Where is he taking the vegetables to?
- e) What is he doing at seven o'clock?
- f) Where is he eating?



**2 Listen and repeat. Then answer the questions.**

**Lan:** What are you doing?

**Ba:** I'm doing my homework.

**Lan:** Are you doing math?

**Ba:** Yes, I am.

**Lan:** Are you copying Nam's work?

**Ba:** No, I am not. I'm correcting it.

**Lan:** Is Tuan working?

**Ba:** No, he isn't.

**Lan:** Is he playing soccer?

**Ba:** Yes, he is.

**Lan:** Are Nga and Huong working?

**Ba:** No, they aren't.

**Lan:** Are they playing soccer, too?

**Ba:** Yes, they are.

- a) What is Ba doing?
- b) Is he doing his math?
- c) Is he copying Nam's work?
- d) What is Tuan doing?
- e) Are Nga and Huong working?





### ☆3 Play with words.

"Are you working?"  
Says the fly to the spider.  
"Yes, I am,"  
Says the spider to the fly.

"What are you doing?"  
Says the fly to the spider.  
"I am making a web,"  
Says the spider to the fly.

"I am going home,"  
Says the fly to the spider.  
"Goodbye,"  
Says the spider to the fly.

### 4 Remember.

<b>What is he doing?</b>	<b>Are you working?</b>
<b>He is driving his truck.</b>	<b>Yes, I am./No, I am not.</b>
<b>Where is he going?</b>	<b>Is he/she working?</b>
<b>He is going to a farm.</b>	<b>Yes, she is./No, she isn't.</b>
<b>Who is waiting for him?</b>	<b>Are they working?</b>
<b>A farmer is waiting for him.</b>	<b>Yes, they are./No, they aren't.</b>



## C Road signs



### 1 Listen and read. *can and cannot/can't*



Hello. My name is Hoan.  
I am a policeman.  
I have a difficult job.

Look at that man on a motorbike.  
He is going into that street.  
The sign says "One way".  
You cannot go into that street.



*Some signs say that you can do something. This sign says "You can park here".*



*Some signs say you cannot do something. This sign says "You can't park here".*

### 2 What do the road signs mean? Add *can* or *can't*.

a) You ... turn left.



b) You ... turn right.





c) You ... go ahead.



d) You ... ride a motorbike.




 3 Listen and read.

*must and must not*

Our roads are dangerous places.  
There are many accidents on our roads.  
We must have discipline.  
Road signs help us.

Some road signs warn us.  
This sign warns us.  
There is an intersection ahead.  
What must we do?  
We must slow down.  
We must not go fast.




This sign says "Stop!"  
We must stop.  
We must not go straight ahead.



This sign says "No right turn".  
We must not turn right.  
We must go straight ahead or turn left.



 4 Listen. Which sign? Number the sign as you hear.



5 Play with words.

*Crossing the road,  
Crossing the road,  
We must be careful  
Crossing the road.  
Look to the left.*

*Look to the right.  
If there is no traffic,  
Cross the road.  
Cross the road with care.*

6 Remember.

**Mr. Quang drives a truck.  
He is driving it now.**

**You can park here.  
You can't (= cannot) park here.**

**You must slow down.  
You mustn't (= must not) go fast.**

