

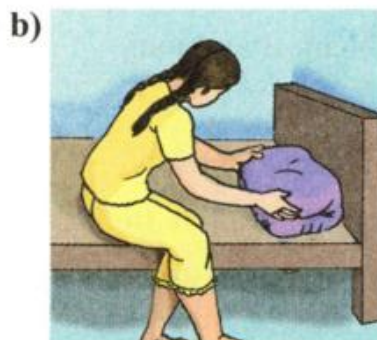


# UNIT 3

## AT HOME

### GETTING STARTED.

*Write the chores you often do at home.*



### LISTEN AND READ.

**Nam:** Hello.

**Mrs. Vui:** Nam, it's Mom.

**Nam:** Hi, Mom.

**Mrs. Vui:** I'm going to be home late tonight.  
I have to go and visit Grandma after work.

**Nam:** What time will you be home?

**Mrs. Vui:** I'll be home after dinner.  
I'm sorry, but you'll have to cook dinner yourself.

**Nam:** All right.

**Mrs. Vui:** There's rice in the cupboard, but you ought to go to the market yourself and buy some fish and vegetables. The steamer is under the sink, between the saucepan and the frying pan. The rice cooker is beside the stove.

**Nam:** OK. Give my love to Grandma.

**Mrs. Vui:** I will. Oh, I almost forgot. Can you call Aunt Chi, please? Ask her to meet me at Grandma's house.

**Nam:** No problem. Bye, Mom.

**Mrs. Vui:** Bye.

1. Practice the dialogue with a partner.


2. Read the dialogue again. Complete the list of the things Nam has to do.

- Cook dinner

-  
-  
-

### SPEAK.

1. Look at the picture. Work with a partner. Talk about the position of each item.





2. Mrs. Vui bought new furniture for her living-room, but she cannot decide where to put it. Work with a partner and arrange the furniture. You must reach an agreement.

rug	armchair	cushions	coffee table
picture	stereo	TV	clock
lamp	couch	shelf	magazines
telephone			



Let's put the armchair opposite the couch.

OK. And I think we ought to put the rug between the armchair and the couch.



LISTEN.

*Look at the pictures. Check the right item.*

a)




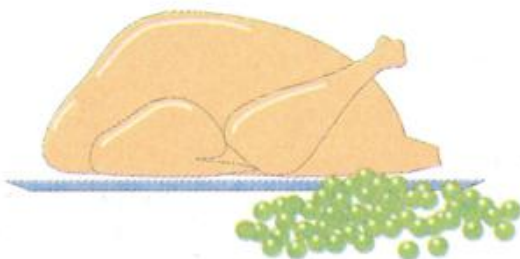
b)



c)



d)



**READ .**

Lan's mother, Mrs. Quyen, is at her local community center. She is reading one of the posters on the wall.

### Safety Precautions in the Home

- *You must put all chemicals and drugs in locked cupboards. Children may drink or eat these things because they look like soft drinks or candy.*
- *You must not let children play in the kitchen. The kitchen is a dangerous place.*
- *You have to make sure children do not play with matches. Each year, fire destroys homes and injures children because someone plays with matches. Remember, it only takes one match to cause a fire.*
- *You must cover electrical sockets so that children do not try to put anything into them. Electricity can kill.*
- *You have to keep all dangerous objects out of children's reach. These include scissors, knives, and small objects such as beads.*

**1. Answer.**

True or false? Check (✓) the boxes. Correct the false sentences.

	T	F
a) It is safe to leave medicine around the house.	<input type="checkbox"/>	<input checked="" type="checkbox"/>
b) Drugs can look like candy.	<input type="checkbox"/>	<input type="checkbox"/>
c) A kitchen is a suitable place to play.	<input type="checkbox"/>	<input type="checkbox"/>
d) Playing with one match cannot start a fire.	<input type="checkbox"/>	<input type="checkbox"/>
e) Putting a knife into an electrical socket is dangerous.	<input type="checkbox"/>	<input type="checkbox"/>
f) Young children do not understand that many household objects are dangerous.	<input type="checkbox"/>	<input type="checkbox"/>

*a) It is safe to keep medicine in locked cupboards.*



## 2. Ask and answer.

- a) Why must we put all chemicals and drugs in locked cupboards?  
*Because children often try to eat and drink them.*
- b) Why mustn't we let children play in the kitchen?  
Because \_\_\_\_\_.
- c) Why mustn't children play with matches?  
Because \_\_\_\_\_.
- d) Why must we cover electrical sockets?  
Because \_\_\_\_\_.
- e) Why do we have to put all dangerous objects out of children's reach?  
Because \_\_\_\_\_.

## WRITE.

### 1. Read the description of Hoa's room.

This is Hoa's bedroom. There is a desk on the left of the room. On the desk there are many folders, and above the desk there is a bookshelf. There is a bed near the desk. On the right side of the room, there is a window. There is a wardrobe beside the window. The wardrobe is opposite the desk.



**2. Now write a description of this kitchen.**

This / Hoa's kitchen.

There / refrigerator / right corner / room.

Next to / refrigerator / stove and oven.


On the other side / oven / sink / next to / sink / towel rack.

Dish rack / counter / to the right / window / beneath / shelves.

On / counter / beneath / window / jars / sugar / flour / tea.

In the middle / kitchen / table / four chairs.

Lighting fixture / above / table / beneath / lighting fixture / vase with flowers.



**3. Write a description of a room in your house. Refer to the above paragraphs.**



## Language focus

- Reflexive pronouns
- Modals: *must, have to, ought to*
- *Why - Because*

1. Look at the pictures. Complete the dialogue. Use *must* or *have to* and the verbs in the box.

feed    empty    do    tidy    sweep    clean    dust

a)



**Nga:** Can you come to the movies, Lan?

**Lan:** No. *I have to do* my chores.

**Nga:** What do you have to do?

**Lan:** I (1)\_\_\_ my bedroom. Then I (2)\_\_\_ the living-room and I (3)\_\_\_ the kitchen floor, too.

**Nga:** That won't take long. What else?

**Lan:** I (4)\_\_\_ the fish tank and then I (5)\_\_\_ the garbage. Finally, I (6)\_\_\_ the dog.

**Nga:** OK. Let's start. Then we can go out.

b)



c)



d)



e)



f)






2. Look at the pictures. Use *ought to* to give advice to these people.



a) You ought to study harder.




3. Complete the dialogues. Use the reflexive pronouns in the box. You will have to use some of the reflexive pronouns more than once.

myself	yourself	himself	yourselves
herself	ourselves	themselves	

- a) **Miss Lien:** Did someone help Ba draw that picture?  
**Bao:** No. He did it (0) *himself*.
- b) **Nga:** The repairman can't fix the washing machine until tomorrow.  
**Mrs. Linh:** Come on. We'll have to try and do it (1) \_\_\_\_\_.
- c) **Aunt Thanh:** What's the matter, Hoa?  
**Hoa:** I cut (2) \_\_\_\_\_.  
**Aunt Thanh:** Let me see. Oh, it's all right. You didn't cut (3) \_\_\_\_\_ badly.
- d) **Lan:** Why are you crying, Nga?  
**Nga:** I just watched the movie Romeo and Juliet. The boy killed (4) \_\_\_\_\_ and then the girl killed (5) \_\_\_\_\_ as well.  
**Lan:** Why did they kill (6) \_\_\_\_\_?  
**Nga:** It's a long story.
- e) **Mr. Nhat:** Boys and girls, you'll do this experiment this afternoon.  
**Students:** Will you come to help us?  
**Mr. Nhat:** Yes, I will. But you'll have to do it (7) \_\_\_\_\_ first.

4. Work with a partner. Ask and answer questions about Hoa, Nam, Ha, Nga, and Mrs. Vui using *Why-Because*.

a)



Hoa

Why did Hoa go to school late this morning?  
 Because she watched TV late last night.



b)



Nam



Mrs. Vui (Nam's Mom)

d)



Ha

e)



Nga