

UNIT 9

A FIRST-AID COURSE

GETTING STARTED.

Work with a partner. What would you do in these situations which require first-aid? The pictures will help you.

a girl has a burn on her arm

a girl has a nose bleed

a boy has a bad cut on his leg

a boy has a bee sting



LISTEN AND READ.

Nurse : Bach Mai Hospital.

Lan : This is an emergency. Please send an ambulance to Quang Trung School. A student is hurt.

Nurse : Calm down. Can you tell me what happened?

Lan : She fell off her bike and hit her head on the road.

Nurse : Is she conscious?

Lan : Yes, but she had a bad cut on her head. It's bleeding quite badly.

Nurse : Try to stop the bleeding. Use a towel or a handkerchief to cover the wound. Then put pressure on it. Hold it tight.

Lan : Will you hurry, please?

Nurse : Of course. What is the address of the school?

Lan : Ngo Si Lien Lane. It's between Quang Trung Street and Tran Hung Dao Street.

Nurse : The ambulance will be there in about 10 minutes. She mustn't fall asleep.

Lan : All right. I promise I'll keep her awake.


1. Practice the dialogue with a partner.**2. Select the topics covered in the dialogue.**

- a) describing the condition of the injured person
- b) asking for the address
- c) asking about the condition of the injured person
- d) asking for advice
- e) giving first-aid instructions
- f) arranging for an ambulance
- g) saying the injured person's name

SPEAK.

Work with a partner. Look at the phrases and the pictures. Take turns to make and respond to requests, offers and promises.

Requests	Offers	Promises
Can/Could you _____? Will/Would you _____?	Would you like _____? What can I get for you? Shall I _____? Will/Won't you have _____? Can I get you _____?	I will _____. I promise. I promise I'll _____. I promise I won't _____. I promise to _____.
Responses		
Sure. OK. All right. I'm sorry, I can't. I'm afraid not.	Yes, please. That would be nice. No, thank you.	I hope so. Good. I'm glad. Don't forget.



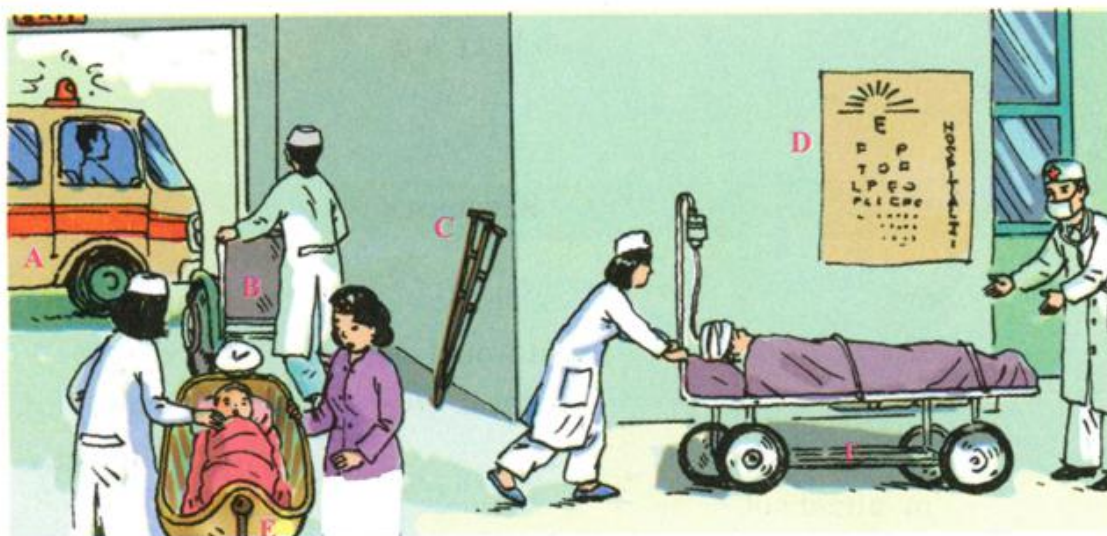
LISTEN.

Match the letters A, B, C, D, E, or F to the correct words in the box, then put them in the correct order as you hear.

ambulance
stretcher

crutches
wheelchair

scale
eye chart



READ .

Case	First-aid
Fainting	<ul style="list-style-type: none">- Leave the patient lying flat.- Don't force him/her to sit or stand.- Elevate the patient's feet, or lower his/her head below the level of the heart.- Don't let the victim get cold.- Give the victim a cup of tea when he/she revives.
Shock	<ul style="list-style-type: none">- Don't overheat the victim with blankets or coats.- Don't give the victim any food or drink.- Don't give the victim drugs or alcohol.
Burns	<ul style="list-style-type: none">- Cool the burns immediately so as to minimize tissue damage.- Put the affected part under a running cold tap (if possible).- Ease pain with ice or cold water packs.- Cover the burned area with a thick sterile dressing.

Choose a correct case for each of the following treatments.

- a) The victim should not sit or stand.
- b) Victim cannot drink wine or beer.
- c) The victim's head should be below the level of the heart.
- d) You should ease the pain with ice or cold water packs.
- e) The victim should drink a cup of tea when reviving.

A. Fainting

B. Shock

C. Burns

WRITE.

- 1. Complete the thank-you note Nga sent to Hoa after she left the hospital. Use the correct tense forms of the verbs in brackets.**

Dear Hoa,

*Thank you very much for the flowers you **sent** (send) me while I (1) _____ (be) in the hospital. They (2) _____ (be) beautiful and they really (3) _____ (help) to cheer me up. I (4) _____ (come) out of the hospital on Monday morning.*

Now I (5) _____ (be) very bored. Will you come over to my place on the weekend? I'd love to see you.

I (6) _____ (phone) you on Friday afternoon.

Your friend,

Nga

- 2. Write a thank-you note to a friend. Invite your friend to go on a picnic with you. Arrange to contact your friend. Use the following questions to guide your writing.**

What did your friend give/send you?

On what occasion?

What was/were it/they like?

How did you feel when you received the present?

How do you feel now?

Do you want to invite your friend somewhere?

If so, then when?

How will you contact your friend?

- 3. Use the same format to write another letter to another friend for other occasions.**

Language focus

- *in order to; so as to*
- Future simple
- Modal *will* to make requests, offers and promises

1. Match one part of a sentence from column A with another part in column B. Then write a complete sentence by using *in order to / so as to*.

Example:


I always keep the window open in order to/so as to let fresh air in.

A	B
1) I always keep the window open	a) ease the victim's pain and anxiety
2) Mary wrote a notice on the board	b) get to the meeting on time
3) Mr. Green got up early this morning	c) inform her classmates about the change in schedule
4) My elder brother studies hard this year	d) minimize tissue damage
5) People use first-aid	e) pass the entrance exam to the university
6) You should cool the burns immediately	f) let fresh air in

2. Ba is talking to his mother about his aunt Mai. Complete the dialogue. Use the correct word or short form.

Ba:	What time (0) <i>will</i> Aunt Mai be here?	(will / shall)
Mrs. Nga:	She (1) _____ be here in two hours.	(will / shall)
Ba:	(2) _____ Uncle Sau be with her?	(will / 'll)
Mrs. Nga:	No, he (3) _____. He has to stay in Ho Chi Minh City.	(will / won't)
Ba:	(4) _____ I come to the airport with you?	(will / shall)
Mrs. Nga:	OK. It (5) _____ be a nice trip for us both.	(will / won't)
Ba:	Great, I (6) _____ be ready in two minutes.	(won't / 'll)

3. Nga is helping her grandmother. Look at the pictures and complete the sentences. Use the words under each picture and *will*.



- a) Nga: Are you hot, Grandma?
Mrs. Tuyet: Yes. *Will you open the window*, please, Nga?
- b) Mrs. Tuyet: My book is on the floor. _____ to me, please?
- c) Mrs. Tuyet: _____, please?
- d) Nga: Do you want to listen to the radio?
Mrs. Tuyet: No, thanks. I always watch the news at 7 pm. ____, Nga?
- e) Mrs. Tuyet: I'm thirsty. _____ for me?
Nga: Of course.
- f) Nga: Are you comfortable?
Mrs. Tuyet: No, I'm not. _____, please?

4. Work with a partner, look at the pictures. Make requests, offers or promises. Use the words in the box and *will* or *shall*.

cut

hang

carry

paint

empty


study

Will you empty the
garbage can, please?

a)



b)



c)



d)



e)



f)

